



Kentucky Department of

*Our
Children,*

*Our
Commonwealth*

Education

Kentucky State Report

Sherri Craig



2017 CTECS
Community of Practice Meeting
Lexington, KY

Kentucky Occupational Skills Standards Assessment (KOSSA)

- ▶ KOSSA along with approved industry certifications are a measure of technical skill attainment for Perkins accountability.
- ▶ Included in the new state accountability model as a measure of transition readiness
- ▶ Articulated credit associated with 12 KOSSA currently
- ▶ KDE is actively working to increase articulated credit opportunities associated with KOSSA



Standards



Assessment



Curriculum



KOSSA

Assessment Blueprint

25% Academic

25% Employability

50% Occupational

Assessment Format

- **120 MC Questions**
- **100 point bearing questions**
- **20 non-point bearing (pilot) questions**

Industry Certifications and KOSSA



- ▶ 2017-2018 Valid Industry Certification and KOSSA is available on the KOSSA webpage

VALID KOSSA AND INDUSTRY CERTIFICATIONS 2017-18

Program Area/Program	Career Pathway	CIP Cod	KOSSA	Industry Certifications	Changes / Removals
Agricultural Education	Agribiotechnology Systems	26.1200.00	Agribiotechnology		
Agricultural Education	Agribusiness Systems	01.0101.00	Agribusiness		
				2 Exams Required AWS-SENSE Certification (Level 1) AND Choose 1 of the following: Briggs and Stratton Master Service Technician Equipment & Engine Training Council Two Stroke Equipment & Engine Training Council Four Stroke	
Agricultural Education	Agricultural Power, Structural, Technical Systems	01.0201.00	Ag Power, Structural, Technical Systems		
Agricultural Education	Animal Science Systems	01.0901.00	Animal Science	NAVTA - Veterinary Assisting Certification	
Agricultural Education	Animal Science Systems	01.0901.00	Animal Science	ICEV - Elanco Fundamentals of Animal Science	
	Environmental Science/Natural Resources Systems				
Agricultural Education		03.0101.00	Environmental Science Natural Resources		

KOSSA Administration



Timeline/Deadlines	Activity
September 15, 2017	DACs Identify School KOSSA Coordinators (Complete Survey)
December 1, 2017	Schools Identify (consecutive two-week) KOSSA Testing Window (Complete Survey)
January 15, 2018	KOSSA Registration (TEDS Data Entry)
February 1 – March 31	KOSSA Testing Window
April 16, 2017	KOSSA Results Available

2016-17 KOSSA Results

- ▶ **32 Assessment Areas**
- ▶ **30,314 Students Assessed**
 - *3.5 % increase from 2015-16*
- ▶ **16,346 Students Earned Certificates**
 - *8.5 % increase from 2015-16*
- ▶ **Overall 54% Pass Rate**
 - *3 % increase from 2015-16*



KOSSA Performance Reporting

▶ KOSSA State Level Report

- Number tested and pass rate by assessment available on KDE website at [2017 KOSSA State Report](#)

▶ Standards Performance Reports

- Statewide by assessment area available on KDE website at [2017 Standards Performance Summary with Graph Report](#)
- KOSSA Coordinators are responsible providing school level reports to teachers, administrator and stakeholders



**STATE REPORT
2017 KOSSA RESULTS**

Assessment	Completed	Passed	Percentage	
			Passed	Mean Score
Accounting	683	307	45%	66.5%
Administrative Support	2368	1399	59%	69.8%
Ag Power Structured Tech Systems	1507	584	39%	63.8%
Agribiotechnology	20	1	5%	56.9%
Agribusiness	538	294	55%	68.0%
Allied Health	3817	2288	60%	71.0%
Animal Science	2646	1368	52%	67.6%
Automotive Technology	722	205	28%	60.2%
Business Management	1883	955	51%	67.1%
Collision Repair	124	7	6%	52.4%
Computer Programming	353	249	71%	74.3%
Computerized Manufacturing and Machining	311	107	34%	62.5%
Construction	1288	587	46%	66.0%
Consumer and Family Management	1809	1167	65%	71.6%
Culinary and Food Services	1618	924	57%	69.8%
Early Childhood Education	1442	861	60%	71.1%
Engineering and Technology	1615	1208	75%	75.6%
Environmental Science/Natural Resources Systems	542	301	56%	69.9%
Fashion and Interior Design	215	106	49%	66.1%
Financial Services	609	438	72%	74.5%
Food Science & Processing System	124	61	49%	67.4%
Horticulture	2086	647	31%	61.7%
Hospitality Services	70	39	56%	69.3%
Information Support & Services	354	189	53%	68.0%
Manufacturing	481	302	63%	69.9%
Marketing	1376	917	67%	72.8%
Network Administration	261	182	70%	72.3%
Production Crop	74	36	49%	64.8%
Retail Services	132	88	67%	74.3%
Transportation	44	20	45%	65.2%
Web Development/Administration	280	155	55%	68.8%
Welding	922	354	38%	64.4%
TOTAL	30314	16346	54%	



Standards Performance Summary with Graph Report

Assessment: Early Childhood Education

Standard Set: KOSSA Program Areas

Filters:

- All Standards
- Accumulating results

Number tested: 1442

KOSSA Program Areas

– Early Childhood Education

1) OA CAREER PATHS WITHIN EARLY CHILDHOOD EDUCATION AND SERVICES



3) OA 3 Examine education/training requirements and opportunities for career paths in early childhood education and services



2) OB BUSINESS PLANNING AND OPERATIONAL FUNCTIONS



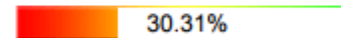
2) OB 2 Maintain inventory records



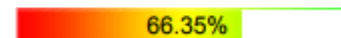
4) OB 4 Identify the effects of continuous quality improvement



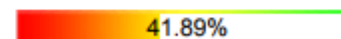
3) OC DEVELOPMENTALLY APPROPRIATE PRACTICES FOR EARLY CHILDHOOD EDUCATION AND SERVICES



1) OC 1 Examine child development theories and their implications for educational and childcare practices



2) OC 2 Determine a variety of assessment methods to observe and interpret childrens growth and development



3) OC 3 Consider cultural and environmental influences with assessing childrens development



2017-18 KOSSA

- ▶ 35 Valid KOSSA
- ▶ New KOSSA Assessments 2017-18
 - Cinematography/Video Production
 - Digital Design and Game Development
 - Graphic Design
- ▶ Pilot Assessment 2017-18
 - Hospitality, Travel, Tourism and Recreation





Tech Ready Apprentices for Careers in Kentucky (TRACK)

www.kentuckyapprenticeship.com



Assessment Blueprint

- ▶ TRACK Electrical – 60 MC Questions
- ▶ TRACK Carpentry - 75 MC Questions

TRACK Electrical Blueprint

STANDARDS		COURSES		TEST BLUEPRINT	60 Questions	
OA	GENERAL - National Electrical Code Articles 100 - 110		Electrical Construction I	Electrical Construction II	10%	6
OA1	Exhibits previously learned material by recalling facts, terms, and basic concepts related to the National Electrical Code					
OA2	Locates information using electrical installations regulation					
OA3	Demonstrates an understanding of electrical installations regulation					
OB	WIRING AND PROTECTION - National Electrical Code Articles 200 - 285		Electrical Construction I	Electrical Construction II	10%	6
OB1	Exhibits use and identification of grounded conductors					
OB2	Interpret code regulations of branch circuits					

2017-18 TRACK

- ▶ **Testing Window: February 1 – March 31**
- ▶ **New in 2017-18**
 - **Multiple Forms of Assessments**
 - **Immediate Results**
 - **Student Performance Report**
 - **Retesting Window – April 16 – 30**





KOSSA

Sherri Craig, Systems Consultant IT - KOSSA

Office of Career and Technical Education

Kentucky Department of Education

Sherri.Craig@education.ky.gov

502-564-4286

Questions

